

HONDA INSTALLATION INSTRUCTIONS

Accessory
CARGO TRAY
P/N 08U45-TGG-100A

Application
**2018 CIVIC
5-DOOR (SPORT)**

Publications No.
VERSION 1
Issue Date
AUG 2017

PARTS LIST

Cargo tray

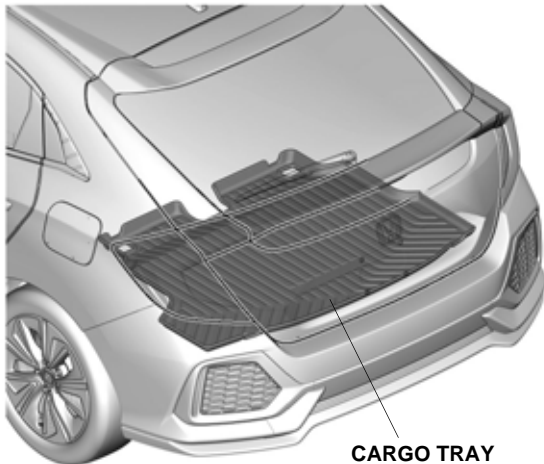


TOOLS AND SUPPLIES REQUIRED

Utility knife

File

Illustration of the Cargo Tray Installed in the Vehicle

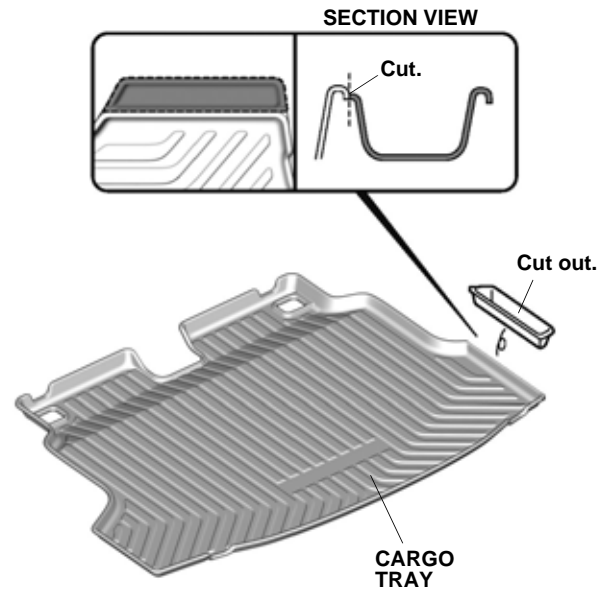


QF20901AJ

INSTALLATION

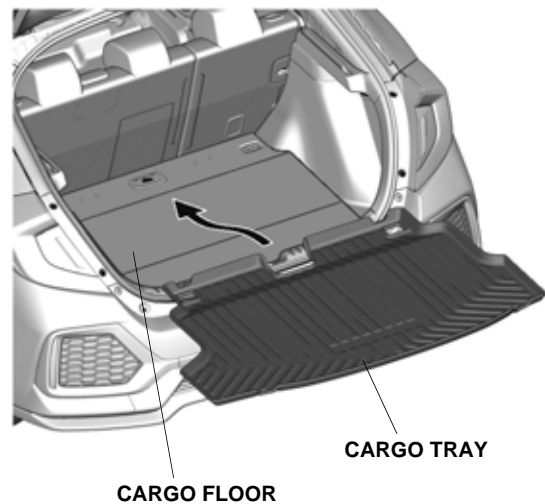
If the vehicle is equipped with premium audio, continue with step 1; if not, go to step 2.

- Using a utility knife, cut out the cargo tray as shown. Remove any burrs.



QF20902AJ

- Open the tailgate. Place the cargo tray on the cargo floor.



QF20903AJ